



The plug-in distributor (Current loop supply) provides isolated signal output, which can be used in combination with a transmitter. It supplies DC power to a field transmitter, and converts 4-20mA signal transmitted to the suitable signal for input of monitoring and control equipment.

Features

- ★ Fine Zero & span adjustment by 15 turn trimmer
- ★ Zero & span adjustment $\pm 10\%$ full scale
- ★ Safe design by dielectric strength of 3000Vac
- ★ 5 years warranty, long life
- ★ CE approved
- ★ Can be used as Isolator

Ordering code

WSP- **DBZ** - **□□** - **□□**

Code	Power Supply
A	100 to 240Vac $\pm 10\%$ 50/60Hz
D	24Vdc $\pm 10\%$
*1	21.6 to 30Vdc
8	110Vdc $\pm 10\%$

*1...CE approval do not adapt when power supply is 21.6Vdc to 30Vdc.

Code	Transmitter power supply
A	24Vdc $\pm 1V$ Max approx. 25mA
C	30Vdc $\pm 1V$ Max approx. 22mA

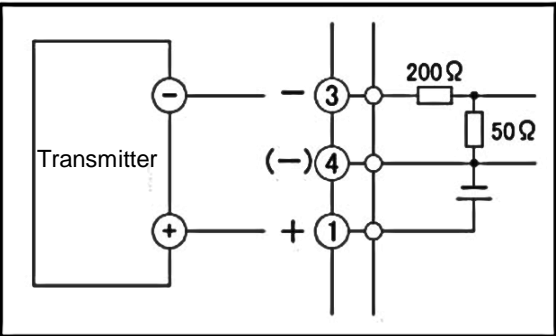
Code	Output	Allowable Load Resistance
A	4 to 20mA dc	750 Ω or less
H	1 to 5Vdc	1k Ω or more
P	0 to 10Vdc	2k Ω or more
S *2	Contact us for other than the above Current output 20mA or less Voltage output 10V or less	

*2...CE approval do not adapt output range code S.

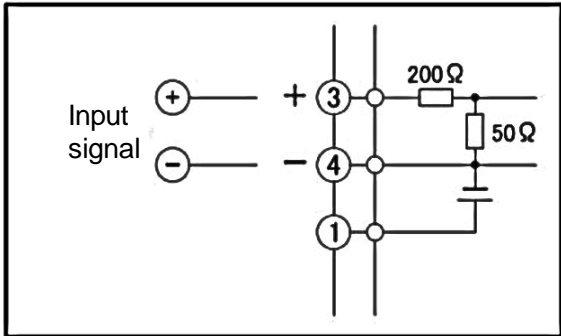
Code	Test Report
X	None
T	With Test report

<Precautions for wiring>

Please note that when using as isolator, or when transmitter power supplies from the other, the terminal connection changes as below diagram.



★ Normal connection of distributor

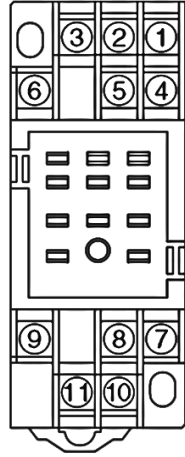


★ The connection for using as isolator or when transmitter power supplies from the other

Specifications

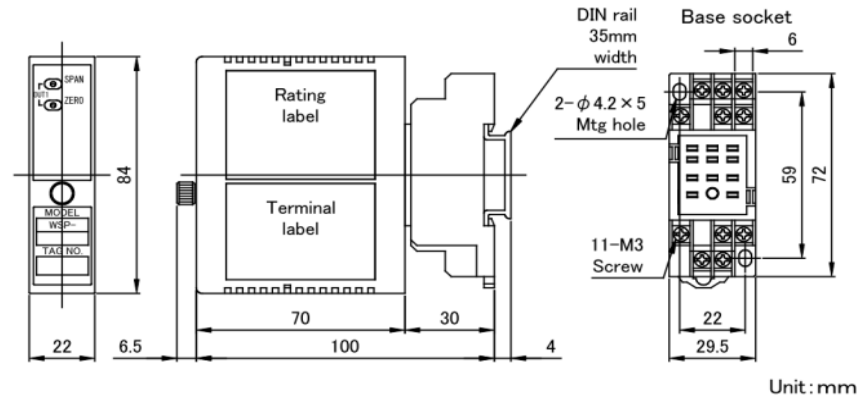
Input Signal	4-20mA dc (Transmitter signal) (Input resistance 250 Ω)
Accuracy	$\pm 0.1\%$ FS (at 23°C)
Response time	Approx. 25ms (0 to 90%)
Allowable load	Current output 15V or less of voltage drop between output Voltage output Load current 5mA or less *1 μ A or less if the output is less than 1V FS
Zero & span adjustment	$\pm 10\%$ FS (15 turn trimmer)
Transmitter power supply	Model code [A] : 24Vdc $\pm 1V$, max approx. 25mA Model code [C] : 30Vdc $\pm 1V$, max approx. 22mA
Operating temperature	-5 to +55°C
Operating relative humidity	90% or less (Non-condensing)
Temperature coefficient	$\pm 0.015\%$ FS of span per °C
Isolation	Between input, output, and power supply
Insulation resistance	100M Ω or more with 500Vdc megger Between input, output, and power supply terminal
Dielectric strength	3000Vac for 1 minute between power supply and input/output terminal, 2000Vac for 1 minute between input and output terminal
Power consumption	24V Transmitter power supply : Approx. 5.2VA (AC), Approx. 90mA (DC) 30V Transmitter power supply : Approx. 5.4VA (AC), Approx. 95mA (DC)
Power supply variation	$\pm 0.1\%$ FS (within the range of rated voltage)
Dimensions	84(H) X 29.5(W) X 106.5(D)mm
Weight	Approx. 150g
Structure	Plug-in (Body part and socket part)
Connection	M3 SEMS screw part of the base socket (Tightening torque 0.6N·m)
Mounting	DIN rail or wall surface
Case color and material	Ivory, ABS resin, flame retardant grade UL94V-0
EMC directive	EN61326-1, EN61010-1, EN IEC 63000 Installation category : II, Pollution degree : 2
Rated altitude	2000m or less

Terminal connections



No	Symbol	Description
1	TRANSMITTER +	Transmitter
2	NC	No connection
3	TRANSMITTER -	Transmitter
4	COM -	(Adjusting terminal)
5	NC	No connection
6	NC	No connection
7	OUTPUT-1 +	Output
8	NC	No connection
9	OUTPUT-1 -	Output
10	U(+)	Power Supply
11	V(-)	

Demensions



* Specification is subject to change without notice