


CT Connection Cable

CTL-BUN-2P

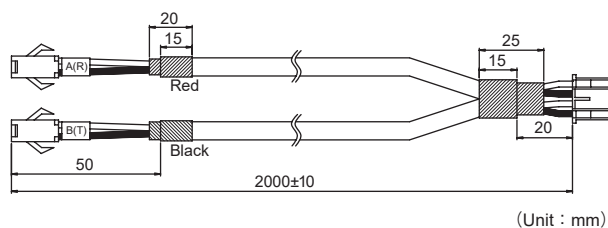


This is a dedicated cable used to connect the main unit and CTs (current transformers).

Since the CT connection side is branched (A and B), two CTs can be connected with a single cable.

- Compatible Models: WTM, WPC, WMS

Dimensions



Model

CTL-BUN-2P

Cable length : 2m
Connection type : Connector type

CT Extension Cable

CTL-EN-03

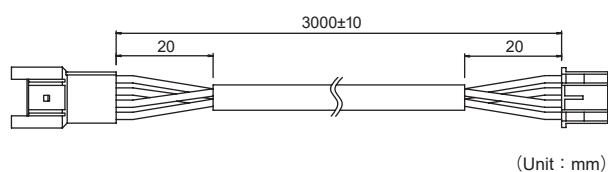


This is an extension cable used when extending the connection between the main unit and CT.

Both ends of the cable have connectors for easy plug-and-play connection.

- Compatible Models: WTM, WPC, WMS

Dimensions



Model

CTL-EN-03

Cable Length: 3m
Connection Type: Connector type
Max Number of Cables: Up to 3 cables
 ※ Can be extended up to 11 meters when combined with the CT connection cable.